

Classified  
Cooper Lighting Solutions Photometric Lab  
1121 Highway 74 South  
Peachtree City, GA 30269



Scaled data based on original data using  
LM-79-08 Approved Method: Electrical and Photometric Measurements of Solid-  
State Lighting Products

Test Report Prepared for  
Cooper Lighting Solutions  
(formerly Eaton)

Brand: McGRAW-EDISON

Report Number: P588572

Luminaire Tested: **GAT-CA6-LED-100-750-U-33-5-X-X-GHSS**

Issue Date: 11/30/2021

**Test Information**

Test Method: LM-79-08  
Report Number: P588572  
TEST IS SCALED FROM IESNA LM-79-08 TEST DATA (G3-2109-372-13)  
Test Lab: COOPER LIGHTING SOLUTIONS  
Issue Date: 11/30/2021  
Manufacturer: COOPER LIGHTING SOLUTIONS (FORMERLY EATON)  
Product Line: McGRAW-EDISON  
Catalog Number: GAT-CA6-LED-100-750-U-33-5-X-X-GHSS  
Description: GENERATIONS SERIES AVENUE WITH NO CAGE, TYPE III REFRACTOR AND HOUSE SIDE SHIELD  
Light Source: (3) 5000K CCT, 70 CRI LEDS  
Ballast/Driver: -

**Summary**

Lumens per Lamp: N/A  
Luminaire Lumens: 7006 lumens  
Efficiency: N/A  
Efficacy: 134.2 lumens/watt  
Luminous Opening: Vertical Cylinder (Dia: 1.33' x H: 1.08')  
IES Classification: Type III - Short - Non-Cutoff  
BUG Rating: B1 - U3 - G5

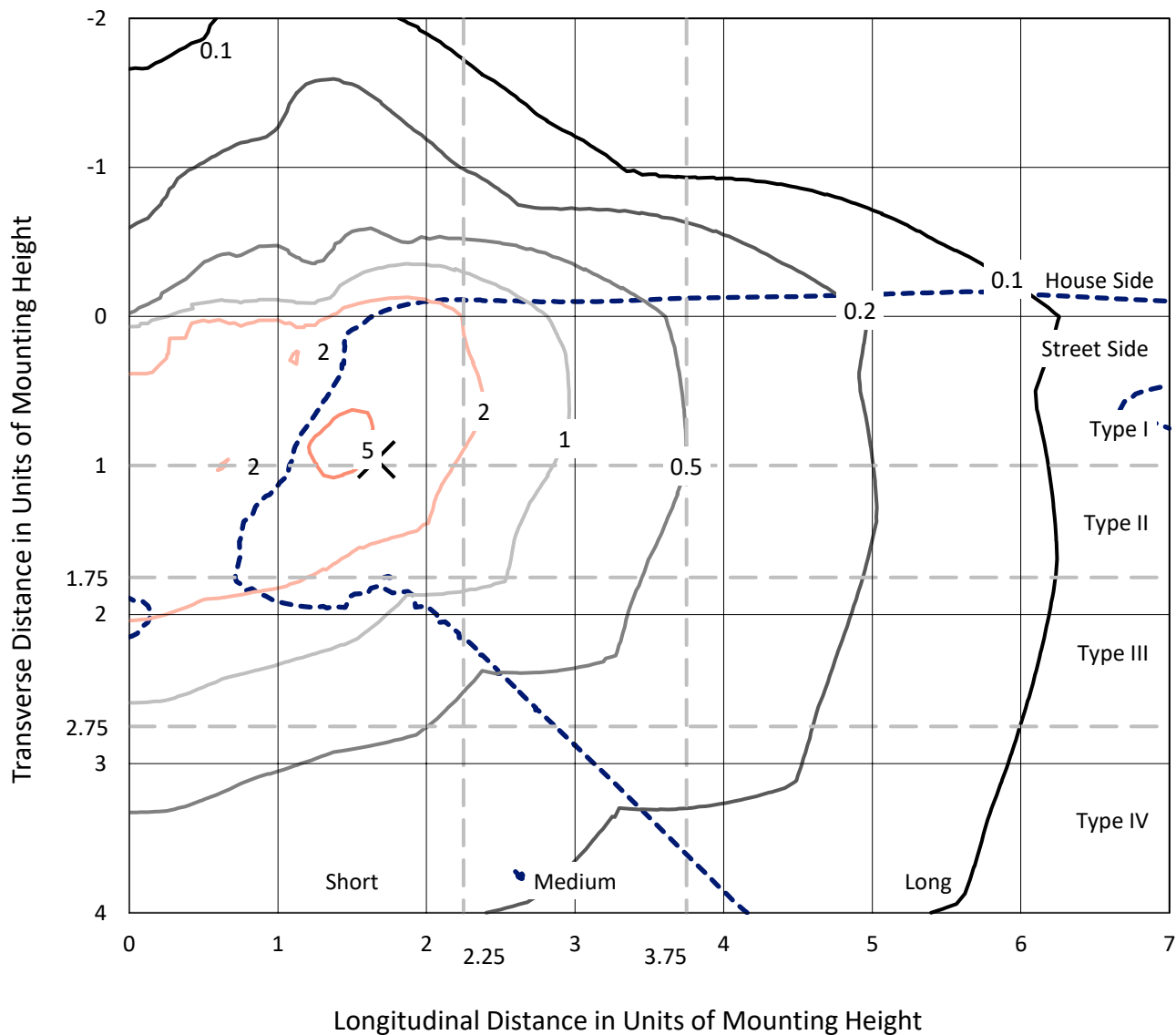
Input Watts (W): 52.2  
Input Voltage (V): 120  
Input Current (Ain): NR  
Voltage Rise (V): NR  
Power Factor: NR  
Total Harmonic Distortion (THDi): NR  
Frequency (hertz): 60  
Stabilization Time: NR  
Operation Time: NR  
Ambient Temperature (°C): NR  
Test Distance: 24 FT



REPORT NUMBER: P588572  
 CATALOG NUMBER: GAT-CA6-LED-100-750-U-33-5-X-X-GHSS

### Iso-Footcandle Lines of Horizontal Illumination

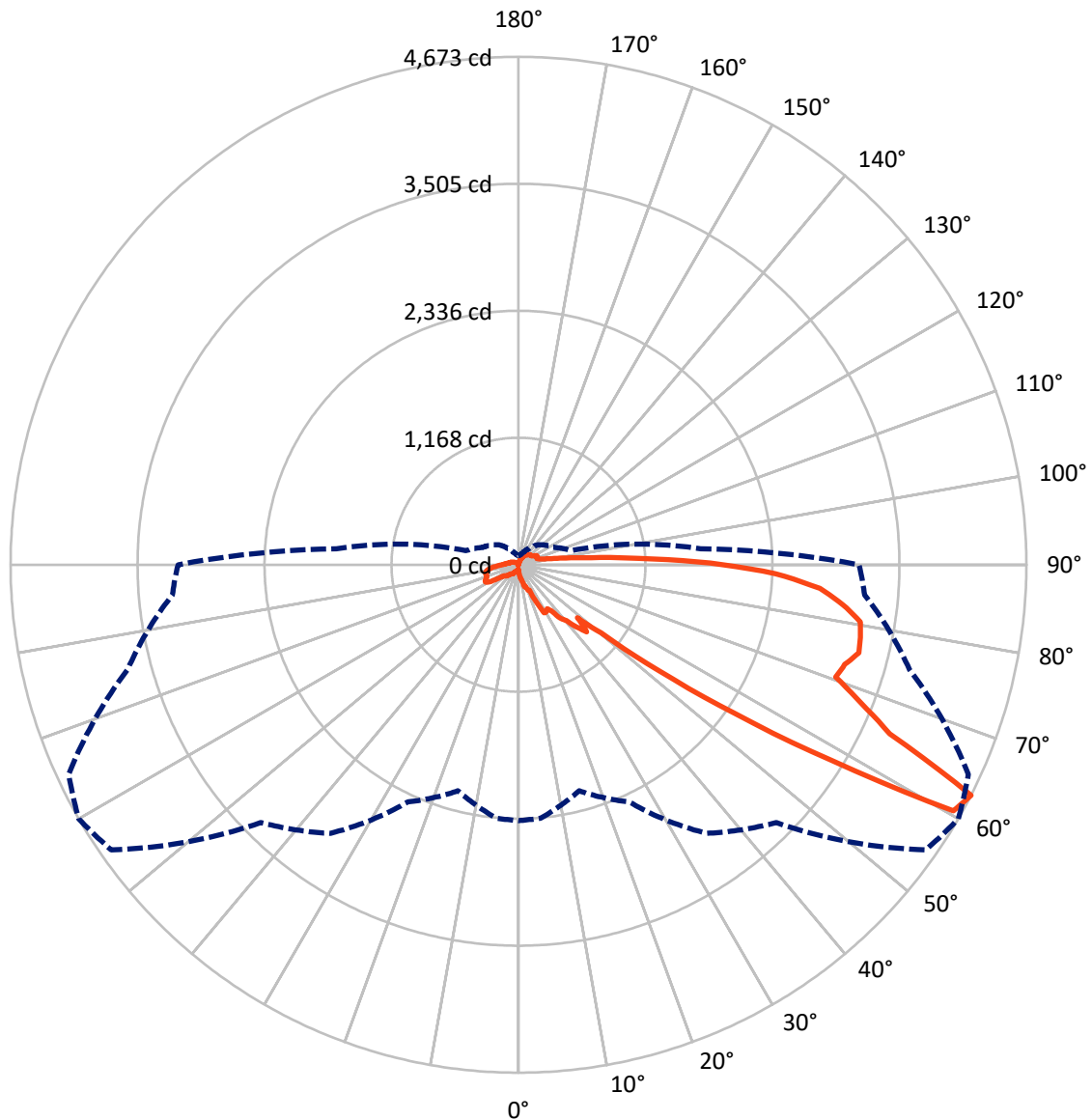
× Max cd  
 - - - 1/2 Max cd



Based on 10 foot mounting height. Maximum calculated value = 5.7 fc  
 Type III - Short - Non-Cutoff

REPORT NUMBER: P588572  
CATALOG NUMBER: GAT-CA6-LED-100-750-U-33-5-X-X-GHSS

### Luminous Intensity Polar Plot



— Vertical Plane Through 60-Deg Lateral    - - - Horizontal Cone Through 62.5-Deg Vertical

Classified

Cooper Lighting Solutions Photometric Lab  
1121 Highway 74 South  
Peachtree City, GA 30269

Scaled Data Report



REPORT NUMBER: P588572

CATALOG NUMBER: GAT-CA6-LED-100-750-U-33-5-X-X-GHSS

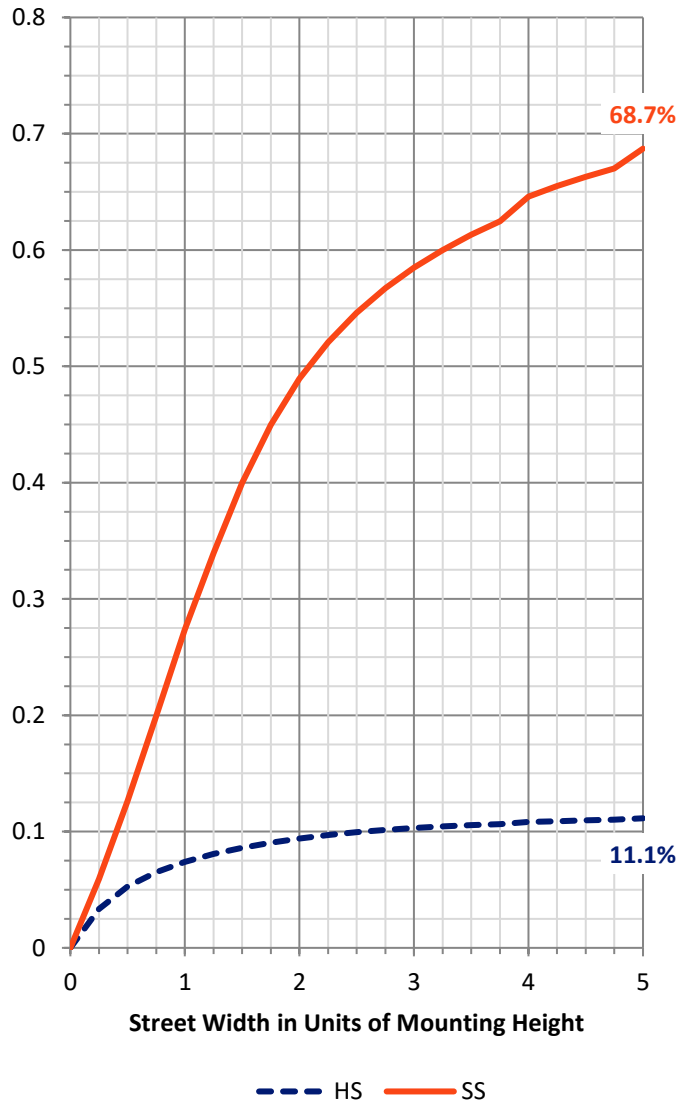
**FLUX DISTRIBUTION:**

		Downward	Upward	Total
<b>House Side</b>	Lumens	821.9	163.9	985.7
	% Fixture	11.7	2.3	14.1
<b>Street Side</b>	Lumens	5351.6	668.7	6020.3
	% Fixture	76.4	9.5	85.9
<b>Total</b>	Lumens	6173.4	832.6	7006.0
	% Fixture	88.1	11.9	100.0

**ZONAL LUMENS:**

Zone	Lumens	% Fixture
0°-10°	7.3	0.1
10°-20°	33.7	0.5
20°-30°	100.2	1.4
30°-40°	201.3	2.9
40°-50°	354.3	5.1
50°-60°	978.1	14.0
60°-70°	1691.1	24.1
70°-80°	1569.7	22.4
80°-90°	1237.8	17.7
90°-100°	392.7	5.6
100°-110°	140.1	2.0
110°-120°	115.1	1.6
120°-130°	75.7	1.1
130°-140°	53.9	0.8
140°-150°	34.9	0.5
150°-160°	16.0	0.2
160°-170°	4.0	0.1
170°-180°	0.1	0.0
0°-90°	6173.4	88.1
0°-180°	7006.0	100.0

**Coefficient of Utilization**



REPORT NUMBER: P588572

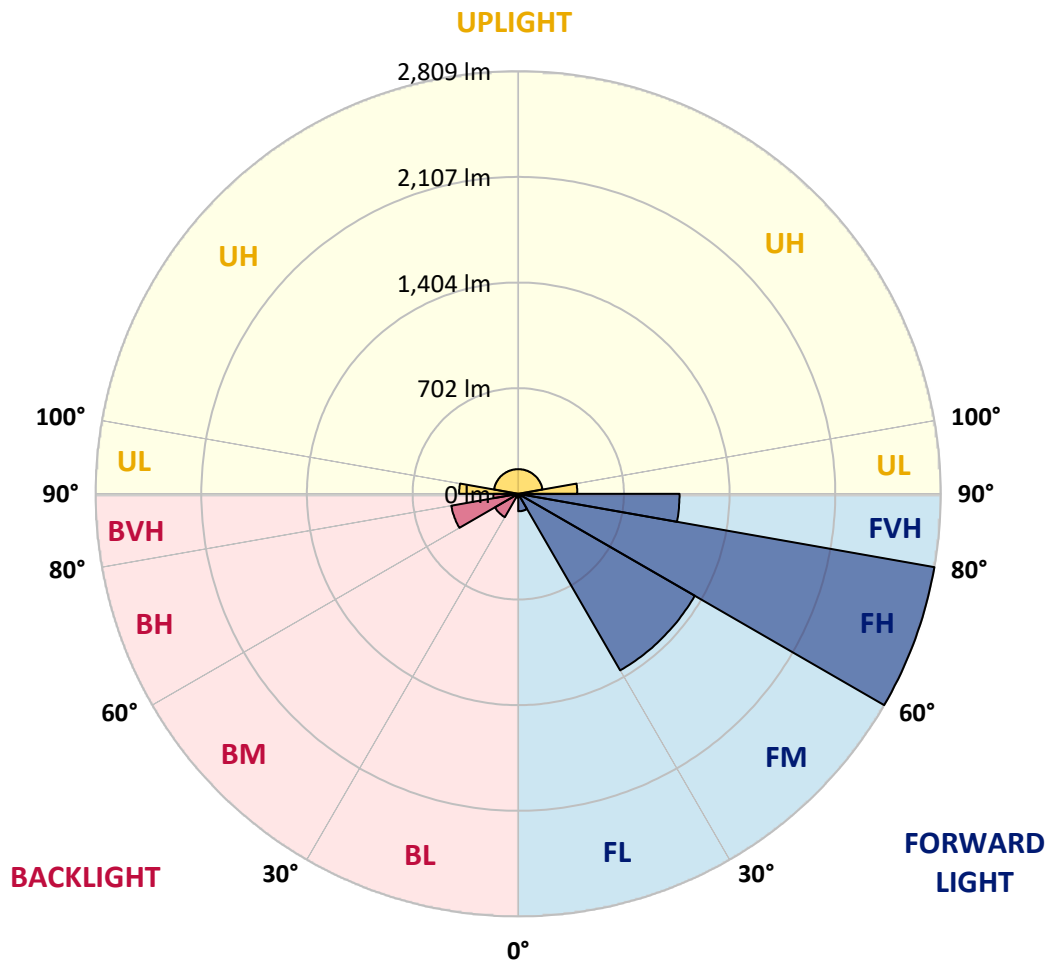
CATALOG NUMBER: GAT-CA6-LED-100-750-U-33-5-X-X-GHSS

**LUMINAIRE CLASSIFICATION SYSTEM LUMEN TABLE AND BUG RATING:**

Zone	Lumens	% Fixture	Zone Rating/Lumen Limit		
			B	U	G
FL (0°-30°)	116.3	1.7			
FM (30°-60°)	1354.7	19.3			
FH (60°-80°)	2808.8	40.1			G2/5000
FVH (80°-90°)	1071.8	15.3			G5
BL (0°-30°)	24.9	0.4	B0/110		
BM (30°-60°)	179.0	2.6	B0/220		
BH (60°-80°)	452.1	6.5	B1/500		G1/500
BVH (80°-90°)	166.0	2.4			G2/225
UL (90°-100°)	392.7	5.6		U3/500	
UH (100°-180°)	163.9	2.3		U3/500	

**BUG Rating: B1-U3-G5**

Type III Short





REPORT NUMBER: P588572

CATALOG NUMBER: GAT-CA6-LED-100-750-U-33-5-X-X-GHSS

**CANDELA DISTRIBUTION (FULL):**

	0°	5°	15°	25°	35°	45°	55°	60°	65°	75°	85°
0°	56.1	56.1	56.1	56.1	56.1	56.1	56.1	56.1	56.1	56.1	56.1
2.5°	83.0	80.9	81.9	81.9	83.0	78.7	74.4	71.2	67.9	63.6	58.2
5°	118.6	116.4	113.2	112.1	110.0	105.7	99.2	97.0	90.6	81.9	71.2
7.5°	144.5	143.4	142.3	139.1	136.9	130.5	122.9	119.7	112.1	100.3	87.3
10°	163.9	163.9	165.0	159.6	149.9	144.5	138.0	135.9	130.5	114.3	98.1
12.5°	180.1	177.9	169.3	165.0	160.7	161.7	162.8	161.7	159.6	132.6	110.0
15°	195.2	193.0	186.5	181.1	177.9	188.7	212.4	210.2	209.2	167.1	128.3
17.5°	205.9	205.9	212.4	216.7	222.1	205.9	201.6	208.1	215.6	184.4	145.6
20°	237.2	232.9	227.5	223.2	250.1	238.3	242.6	250.1	255.5	205.9	159.6
22.5°	223.2	224.3	248.0	256.6	243.7	237.2	252.3	255.5	256.6	236.1	166.0
25°	305.1	291.1	282.5	309.4	307.3	354.7	368.7	378.4	378.4	320.2	231.8
27.5°	421.6	421.6	458.2	529.4	517.5	518.6	502.4	501.4	521.8	541.3	352.6
30°	457.2	469.0	571.4	607.0	645.8	597.3	544.5	503.5	512.1	616.7	410.8
32.5°	467.9	478.7	602.7	563.9	577.9	558.5	566.0	483.0	462.5	568.2	400.0
35°	408.6	423.7	525.1	475.5	448.5	506.7	576.8	517.5	507.8	466.9	362.3
37.5°	545.6	553.1	588.7	581.1	589.8	593.0	677.1	623.2	634.0	563.9	458.2
40°	626.4	617.8	756.9	790.3	777.4	765.5	758.0	674.9	687.9	653.4	620.0
42.5°	769.8	760.1	858.2	878.7	882.0	850.7	886.3	781.7	749.3	678.2	772.0
45°	779.5	784.9	877.6	824.8	879.8	936.9	1001.6	880.9	822.7	703.0	897.1
47.5°	690.0	713.8	917.5	871.2	817.3	766.6	791.4	729.9	682.5	556.3	862.6
50°	704.1	713.8	844.2	789.2	656.6	813.0	1030.7	986.5	934.8	690.0	831.3
52.5°	996.2	991.9	1049.1	1052.3	1085.7	1220.5	1650.7	1615.1	1623.8	1343.4	1237.8
55°	1366.1	1363.9	1508.4	1739.1	1930.0	1995.7	2557.5	2417.3	2353.7	2082.0	2185.5
57.5°	1766.1	1784.4	1848.0	2171.5	2498.2	2583.3	3463.1	3390.9	3250.7	2716.0	2992.0
60°	2187.6	2176.9	2083.1	2295.5	2818.4	3243.2	4562.9	4597.4	4318.1	3418.9	3265.8
62.5°	2353.7	2339.7	2153.1	2406.5	3015.7	3353.2	4573.7	4672.9	4566.1	3723.0	3196.8
65°	2325.7	2293.3	2045.3	2244.8	2545.6	2852.9	4083.1	3754.3	3928.9	3807.1	3022.2
67.5°	2215.7	2208.1	1977.4	2087.4	2283.6	2323.5	3729.5	3397.4	3459.9	3882.6	3073.9
70°	2077.7	2075.5	1900.8	1983.9	2263.1	2222.1	3452.4	3095.5	3058.8	3475.0	3086.9
72.5°	2082.0	2079.8	1886.8	1914.9	2214.6	2147.8	3423.2	3138.6	3071.8	3274.5	2938.1
75°	2117.6	2119.7	1914.9	1946.1	2282.5	2162.8	3492.3	3234.6	3166.6	3255.1	2819.5
77.5°	2083.1	2100.3	1898.7	1968.8	2325.7	2160.7	3459.9	3216.2	3120.3	3095.5	2593.0
80°	1967.7	1991.4	1810.3	1891.1	2286.8	2189.8	3433.0	3188.2	3066.4	2930.5	2430.2
82.5°	1726.2	1751.0	1611.9	1686.3	2127.3	2070.1	3244.3	3007.1	2898.2	2661.0	2217.8
85°	1483.6	1540.7	1472.8	1483.6	1878.2	1895.5	2989.8	2780.6	2705.2	2498.2	2145.6
87.5°	1224.8	1274.4	1210.8	1134.3	1407.0	1506.2	2472.3	2368.8	2348.3	2204.9	1862.0
90°	906.8	952.0	914.3	814.0	953.1	1015.7	1822.1	1765.0	1809.2	1645.3	1279.8
92.5°	657.7	665.2	621.0	538.0	635.1	665.2	1194.6	1107.3	1159.1	1008.1	750.4
95°	439.9	458.2	423.7	388.1	460.4	463.6	736.4	671.7	643.7	579.0	448.5
97.5°	322.4	323.5	310.5	278.2	323.5	327.8	489.5	441.0	416.2	389.2	310.5
100°	255.5	255.5	236.1	215.6	225.3	234.0	340.7	307.3	294.3	282.5	234.0
102.5°	223.2	222.1	205.9	185.4	184.4	188.7	257.7	235.0	225.3	217.8	184.4
105°	211.3	210.2	194.1	172.5	167.1	163.9	214.6	199.5	193.0	186.5	166.0
107.5°	209.2	207.0	190.8	171.4	162.8	154.2	193.0	180.1	181.1	174.7	159.6
110°	211.3	211.3	197.3	185.4	171.4	159.6	194.1	180.1	184.4	182.2	166.0

Classified

Cooper Lighting Solutions Photometric Lab  
1121 Highway 74 South  
Peachtree City, GA 30269

Scaled Data Report



REPORT NUMBER: P588572

CATALOG NUMBER: GAT-CA6-LED-100-750-U-33-5-X-X-GHSS

**CANDELA DISTRIBUTION (continued):**

	0°	5°	15°	25°	35°	45°	55°	60°	65°	75°	85°
112.5°	205.9	211.3	205.9	198.4	183.3	173.6	202.7	186.5	191.9	191.9	171.4
115°	194.1	199.5	199.5	191.9	177.9	174.7	200.5	186.5	188.7	185.4	159.6
117.5°	177.9	181.1	179.0	170.4	158.5	156.3	186.5	180.1	180.1	170.4	148.8
120°	166.0	159.6	150.9	144.5	138.0	143.4	168.2	161.7	156.3	152.0	135.9
122.5°	148.8	141.2	131.5	128.3	124.0	131.5	153.1	147.7	142.3	140.2	128.3
125°	122.9	122.9	118.6	116.4	115.4	126.1	150.9	145.6	138.0	133.7	119.7
127.5°	118.6	118.6	115.4	113.2	114.3	127.2	147.7	142.3	133.7	128.3	115.4
130°	119.7	117.5	113.2	110.0	111.1	126.1	146.6	140.2	131.5	127.2	115.4
132.5°	113.2	111.1	107.8	105.7	104.6	119.7	139.1	135.9	129.4	119.7	106.7
135°	110.0	107.8	105.7	104.6	104.6	116.4	132.6	129.4	122.9	112.1	98.1
137.5°	108.9	106.7	102.4	101.3	100.3	111.1	124.0	121.8	115.4	105.7	93.8
140°	103.5	100.3	97.0	96.0	96.0	104.6	117.5	115.4	108.9	101.3	90.6
142.5°	96.0	93.8	90.6	90.6	91.6	100.3	114.3	113.2	105.7	97.0	87.3
145°	91.6	89.5	87.3	88.4	89.5	97.0	107.8	106.7	101.3	93.8	84.1
147.5°	84.1	83.0	80.9	79.8	81.9	88.4	100.3	100.3	97.0	87.3	77.6
150°	73.3	72.2	70.1	69.0	71.2	77.6	87.3	87.3	84.1	74.4	65.8
152.5°	61.5	60.4	60.4	61.5	63.6	66.8	75.5	76.6	73.3	63.6	56.1
155°	53.9	52.8	52.8	53.9	57.1	60.4	65.8	65.8	62.5	56.1	48.5
157.5°	46.4	45.3	45.3	46.4	49.6	51.8	57.1	56.1	53.9	48.5	42.0
160°	35.6	34.5	34.5	35.6	38.8	41.0	45.3	45.3	44.2	41.0	35.6
162.5°	27.0	25.9	25.9	27.0	29.1	30.2	33.4	34.5	34.5	32.3	28.0
165°	20.5	19.4	19.4	19.4	21.6	22.6	23.7	23.7	23.7	22.6	19.4
167.5°	12.9	11.9	11.9	12.9	14.0	14.0	15.1	15.1	14.0	14.0	11.9
170°	6.5	5.4	5.4	6.5	6.5	6.5	5.4	4.3	4.3	4.3	4.3
172.5°	2.2	1.1	3.2	3.2	2.2	0.0	0.0	1.1	1.1	1.1	0.0
175°	2.2	1.1	3.2	3.2	2.2	0.0	0.0	1.1	0.0	1.1	0.0
177.5°	1.1	1.1	3.2	3.2	2.2	0.0	0.0	0.0	0.0	1.1	0.0
180°	1.1	1.1	1.1	1.1	1.1	1.1	1.1	1.1	1.1	1.1	1.1





REPORT NUMBER: P588572

CATALOG NUMBER: GAT-CA6-LED-100-750-U-33-5-X-X-GHSS

**CANDELA DISTRIBUTION (continued):**

	90°	95°	105°	115°	125°	135°	145°	155°	165°	175°	180°
0°	56.1	56.1	56.1	56.1	56.1	56.1	56.1	56.1	56.1	56.1	56.1
2.5°	56.1	55.0	50.7	44.2	37.7	31.3	30.2	31.3	32.3	33.4	34.5
5°	66.8	62.5	53.9	44.2	35.6	27.0	22.6	20.5	19.4	20.5	21.6
7.5°	80.9	75.5	64.7	52.8	42.0	33.4	28.0	22.6	19.4	19.4	20.5
10°	90.6	84.1	71.2	58.2	47.4	37.7	31.3	25.9	22.6	20.5	20.5
12.5°	101.3	92.7	75.5	61.5	49.6	41.0	34.5	29.1	25.9	23.7	23.7
15°	113.2	103.5	83.0	64.7	52.8	43.1	37.7	32.3	28.0	25.9	25.9
17.5°	132.6	116.4	87.3	67.9	55.0	45.3	38.8	33.4	29.1	27.0	27.0
20°	141.2	122.9	88.4	71.2	58.2	47.4	39.9	33.4	30.2	28.0	28.0
22.5°	141.2	121.8	90.6	73.3	61.5	49.6	41.0	34.5	30.2	28.0	28.0
25°	177.9	133.7	92.7	78.7	64.7	51.8	43.1	35.6	31.3	29.1	29.1
27.5°	249.1	174.7	106.7	84.1	69.0	55.0	45.3	37.7	32.3	30.2	30.2
30°	273.9	195.2	121.8	98.1	75.5	58.2	47.4	39.9	34.5	31.3	31.3
32.5°	279.3	191.9	130.5	107.8	86.3	63.6	49.6	42.0	35.6	32.3	32.3
35°	252.3	177.9	130.5	112.1	92.7	71.2	55.0	44.2	36.7	33.4	32.3
37.5°	294.3	191.9	133.7	113.2	96.0	76.6	61.5	47.4	38.8	34.5	34.5
40°	380.6	227.5	149.9	119.7	97.0	79.8	67.9	52.8	42.0	36.7	36.7
42.5°	445.3	256.6	167.1	135.9	105.7	84.1	70.1	57.1	46.4	39.9	38.8
45°	500.3	284.6	182.2	150.9	120.8	93.8	74.4	61.5	50.7	44.2	43.1
47.5°	510.0	298.7	194.1	166.0	132.6	103.5	80.9	65.8	56.1	48.5	47.4
50°	492.7	299.7	198.4	175.7	145.6	114.3	88.4	71.2	60.4	52.8	52.8
52.5°	704.1	374.1	217.8	181.1	149.9	122.9	98.1	77.6	64.7	58.2	58.2
55°	1270.1	604.9	281.4	214.6	160.7	129.4	106.7	87.3	71.2	63.6	63.6
57.5°	2052.9	944.5	372.0	286.8	207.0	149.9	116.4	97.0	79.8	69.0	69.0
60°	2720.3	1332.6	452.8	349.3	271.7	205.9	141.2	110.0	89.5	76.6	75.5
62.5°	3132.1	1682.0	500.3	373.1	310.5	260.9	189.8	138.0	101.3	87.3	85.2
65°	3040.5	1856.6	520.8	370.9	308.4	278.2	226.4	171.4	121.8	100.3	97.0
67.5°	2792.5	1857.7	517.5	354.7	292.2	264.2	225.3	185.4	141.2	113.2	108.9
70°	2668.5	1825.4	501.4	342.9	279.3	246.9	209.2	170.4	139.1	120.8	118.6
72.5°	2609.2	1803.8	491.7	340.7	277.1	240.4	198.4	152.0	125.1	115.4	117.5
75°	2623.2	1816.7	496.0	343.9	281.4	243.7	194.1	141.2	110.0	99.2	101.3
77.5°	2592.0	1790.9	502.4	342.9	279.3	238.3	181.1	129.4	100.3	89.5	88.4
80°	2617.8	1734.8	487.3	332.1	263.1	216.7	160.7	115.4	91.6	84.1	83.0
82.5°	2419.5	1510.5	433.4	303.0	238.3	186.5	134.8	101.3	86.3	77.6	77.6
85°	2217.8	1224.8	372.0	266.3	196.2	146.6	107.8	88.4	75.5	69.0	69.0
87.5°	1683.1	877.6	287.9	218.9	163.9	126.1	98.1	85.2	74.4	70.1	69.0
90°	1040.5	541.3	214.6	174.7	139.1	112.1	92.7	81.9	73.3	70.1	70.1
92.5°	582.2	346.1	166.0	143.4	119.7	100.3	85.2	74.4	66.8	63.6	63.6
95°	394.6	258.8	142.3	128.3	106.7	88.4	74.4	64.7	58.2	53.9	53.9
97.5°	285.7	203.8	126.1	115.4	96.0	77.6	65.8	56.1	50.7	48.5	48.5
100°	218.9	165.0	114.3	103.5	85.2	67.9	57.1	48.5	43.1	41.0	41.0
102.5°	175.7	139.1	103.5	93.8	75.5	60.4	48.5	39.9	35.6	34.5	33.4
105°	158.5	129.4	97.0	87.3	69.0	55.0	43.1	35.6	31.3	29.1	29.1
107.5°	154.2	129.4	96.0	85.2	65.8	51.8	38.8	32.3	28.0	25.9	25.9
110°	163.9	136.9	97.0	83.0	61.5	47.4	35.6	29.1	24.8	23.7	23.7

Classified

Cooper Lighting Solutions Photometric Lab  
1121 Highway 74 South  
Peachtree City, GA 30269

Scaled Data Report



REPORT NUMBER: P588572

CATALOG NUMBER: GAT-CA6-LED-100-750-U-33-5-X-X-GHSS

**CANDELA DISTRIBUTION (continued):**

	90°	95°	105°	115°	125°	135°	145°	155°	165°	175°	180°
112.5°	169.3	138.0	92.7	77.6	57.1	43.1	33.4	27.0	23.7	21.6	21.6
115°	155.3	124.0	85.2	69.0	50.7	38.8	31.3	25.9	21.6	19.4	19.4
117.5°	149.9	116.4	83.0	60.4	46.4	35.6	29.1	23.7	20.5	18.3	18.3
120°	149.9	113.2	73.3	52.8	42.0	32.3	27.0	21.6	18.3	17.3	17.3
122.5°	144.5	104.6	64.7	46.4	36.7	28.0	23.7	19.4	17.3	15.1	15.1
125°	131.5	97.0	52.8	42.0	33.4	25.9	21.6	18.3	15.1	14.0	14.0
127.5°	124.0	96.0	49.6	38.8	30.2	23.7	19.4	16.2	12.9	11.9	11.9
130°	122.9	96.0	46.4	34.5	27.0	20.5	17.3	14.0	11.9	10.8	10.8
132.5°	110.0	87.3	44.2	32.3	24.8	19.4	16.2	12.9	10.8	9.7	9.7
135°	99.2	80.9	43.1	30.2	22.6	17.3	14.0	11.9	8.6	8.6	8.6
137.5°	91.6	74.4	43.1	28.0	20.5	15.1	12.9	10.8	7.5	7.5	7.5
140°	86.3	69.0	42.0	27.0	18.3	14.0	11.9	8.6	6.5	6.5	6.5
142.5°	80.9	64.7	38.8	25.9	17.3	11.9	10.8	8.6	6.5	5.4	5.4
145°	74.4	59.3	34.5	23.7	16.2	10.8	9.7	7.5	5.4	4.3	4.3
147.5°	67.9	52.8	30.2	20.5	15.1	9.7	8.6	6.5	4.3	4.3	4.3
150°	58.2	45.3	27.0	18.3	12.9	8.6	7.5	5.4	4.3	3.2	3.2
152.5°	47.4	38.8	23.7	16.2	11.9	7.5	6.5	4.3	3.2	2.2	2.2
155°	42.0	34.5	21.6	14.0	9.7	6.5	5.4	3.2	3.2	2.2	2.2
157.5°	36.7	30.2	19.4	11.9	7.5	4.3	4.3	3.2	2.2	2.2	1.1
160°	30.2	25.9	16.2	9.7	6.5	3.2	3.2	2.2	2.2	1.1	1.1
162.5°	23.7	19.4	11.9	7.5	4.3	2.2	2.2	2.2	2.2	1.1	0.0
165°	16.2	14.0	8.6	5.4	3.2	1.1	1.1	2.2	1.1	1.1	0.0
167.5°	10.8	8.6	5.4	3.2	2.2	0.0	1.1	1.1	1.1	1.1	0.0
170°	4.3	4.3	3.2	2.2	0.0	0.0	0.0	1.1	1.1	1.1	0.0
172.5°	1.1	1.1	1.1	0.0	0.0	0.0	0.0	1.1	1.1	1.1	0.0
175°	1.1	1.1	1.1	1.1	0.0	0.0	0.0	1.1	1.1	1.1	0.0
177.5°	1.1	1.1	1.1	1.1	0.0	0.0	1.1	1.1	1.1	1.1	0.0
180°	1.1	1.1	1.1	1.1	1.1	1.1	1.1	1.1	1.1	1.1	1.1

(END OF REPORT)